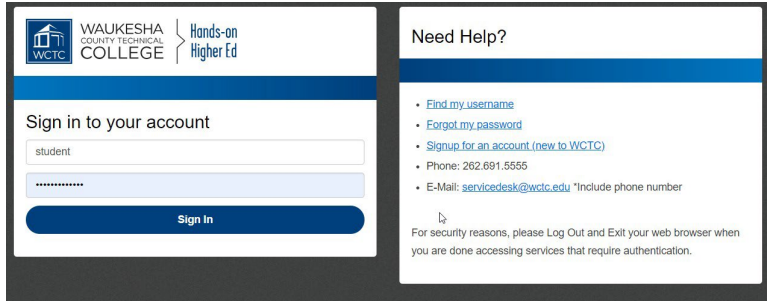


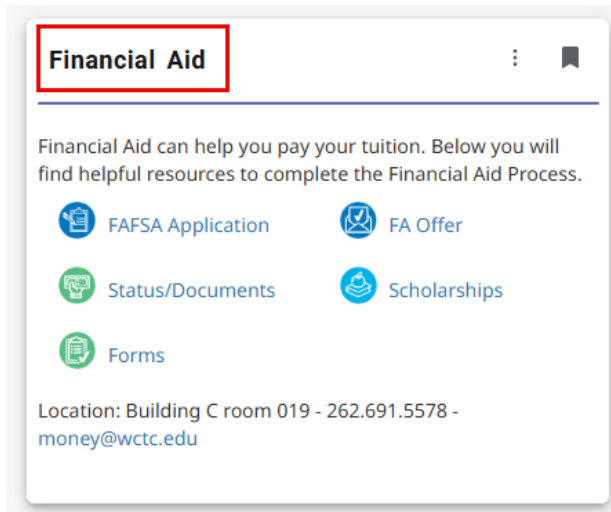
# Student Requirements Instructions

To view the documents needed to complete your financial aid file, please follow the steps below.

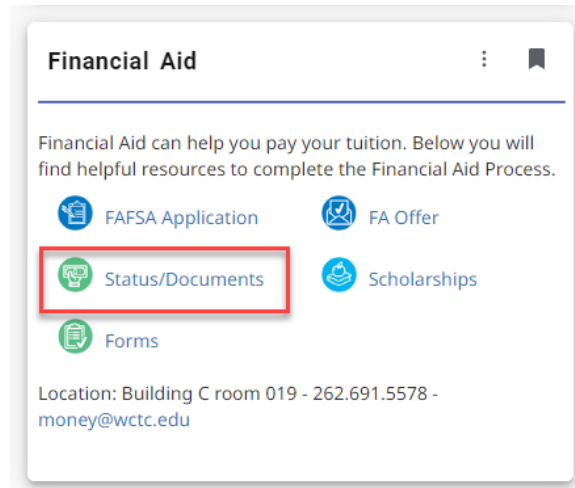
1. Log into your [MyWCTC](#) portal



2. Find or search for your **Financial Aid** student card



3. Click on **Status/Documents**



4. On the **Home** tab, make sure you are on the **2026-2027 Aid Year**. You will see your **Unsatisfied Requirements** will display here with more information and a link (if applicable) to the required forms

The screenshot shows the 'Financial Aid' section of a web portal. At the top right, there is a dropdown menu for 'Aid Year' set to '2026-2027 Aid Year'. Below this is a navigation bar with 'Home' selected. The main content area is titled 'Student Requirements' and contains a section for 'Unsatisfied Requirements'. This section lists three items, each with a warning icon, a description, a 'Last update' date of 04/16/2026, and an 'UNSATISFIED' status with a dropdown arrow.

Requirement	Status
Admission into an eligible associate or technical degree Last update: 04/16/2026	UNSATISFIED
Independent Verification Worksheet Last update: 04/16/2026	UNSATISFIED
Signed copy of Student 2024 Federal Taxes and Schedules Last update: 04/16/2026	UNSATISFIED

**Students can submit all required forms/documents to the WCTC Financial Aid Office via email to [money@wctc.edu](mailto:money@wctc.edu) (if applicable) from your WCTC email only OR in person at Ollies Compass (College Building C-019).**