
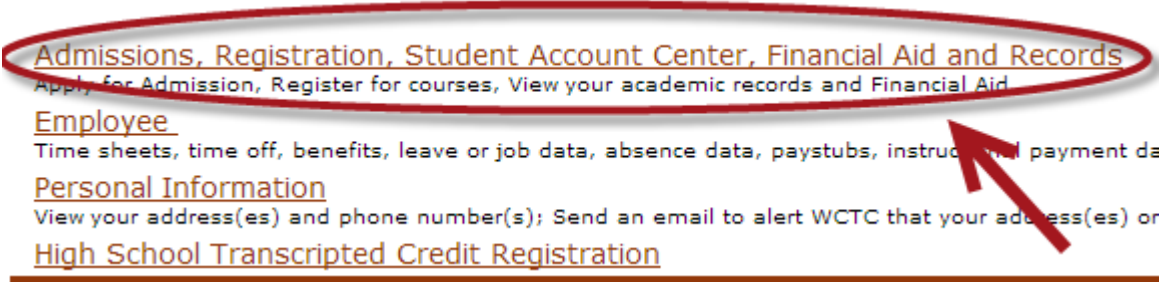
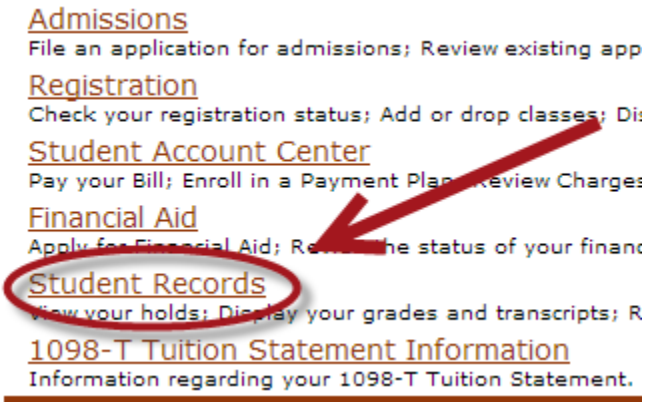



ITS – Service Desk - Self Support

Title: How to Check Your Final Grades				
Keywords:	Final	Grades	Account	Online

- Go to www.wctc.edu and click MYWCTC in the upper right hand corner of the page.
- Log into your MyWCTC account.
Contact the WCTC Service Desk at 262-691-5555 if you do not know your username or password.
- Click “My Account (OIS)”

- Click “Admissions, Registration, Student Account Center, Financial Aid and Records.”

 - [Admissions, Registration, Student Account Center, Financial Aid and Records](#)
Apply for Admission, Register for courses, View your academic records and Financial Aid
 - [Employee](#)
Time sheets, time off, benefits, leave or job data, absence data, paystubs, instructional payment da
 - [Personal Information](#)
View your address(es) and phone number(s); Send an email to alert WCTC that your address(es) or
 - [High School Transcribed Credit Registration](#)
- Click “Student Records.”

 - [Admissions](#)
File an application for admissions; Review existing app
 - [Registration](#)
Check your registration status; Add or drop classes; Di
 - [Student Account Center](#)
Pay your Bill; Enroll in a Payment Plan; Review Charges
 - [Financial Aid](#)
Apply for Financial Aid; Review the status of your financ
 - [Student Records](#)
View your holds; Display your grades and transcripts; R
 - [1098-T Tuition Statement Information](#)
Information regarding your 1098-T Tuition Statement.

6. Select the Grade Option you wish to view.

Student Records

 Grades are viewable at 5:30 am the day after they are entered by instructors.

[Official Grades](#)

[Official Grade Report - Printer Friendly](#)

[Account Summary by Term](#)

[Account Summary](#)

[Select Tax Year](#)

[Tax Notification](#)

[Unofficial Transcript](#)

[Order an Official Transcript](#)

[View Holds](#)

[Enrollment Verification](#)

[Apply for Graduation](#)